



Rubber Ducky System Monitor Activation [Win/Mac]

Rubber Ducky is an aquarium on the desktop of your Windows 7, 8 and 10 computers. System monitor that shows live, real-time information about the system, including operating system, CPU, memory, disk, network and the connected aquarium. System Monitor includes tray aquarium, with which you can easily view the system information on a single view, and is suitable for computers with small monitors. And in addition to the aquarium's view, provide a full-screen mode of your aquarium and a simplified display mode, which is ideal for people who are not interested in the background. How to use Rubber Ducky System Monitor: [👉](#) To start the Rubber Ducky aquarium, click the Rubber Ducky icon in the system tray. The Rubber Ducky starts with as little as 50 MB of RAM and for those on a slower system it is recommended to start with 100 MB of RAM. You can set for Rubber Ducky to start automatically on system start. In Rubber Ducky you will get an overview of the system on your desktop. You can also change the aquarium's settings, and add or remove aquarium elements. [👉](#) Click on the aquarium icon in the system tray, you can change the aquarium's settings. [👉](#) By opening the full-screen mode or the simplified display mode, you can go to the screen Rubber Ducky System Monitor. About system monitor: You can also set additional information of the system to display in the aquarium. Modify the aquarium elements, and Rubber Ducky System Monitor is also not only showing what's happening at the moment. The system monitor looks at future events as well, and you can even modify event timing. For example, even if you enter the full screen mode, Rubber Ducky will also display important events. Tips With the rubber ducky, you can display the basic information of the system, but it is recommended to perform a complete system information with Windbg. From the Rubber Ducky, Rubber Ducky system monitor shows information about the system, not only the fish, plants and other aquarium elements. And it does not affect on system performance. If you do not want to display all system information in Rubber Ducky, you can also access the system information directly from windbg. The Rubber Ducky shows the latest system information, even if you have not connected to the system when installing the mouse. Install Rubber Ducky System Monitor on your computer: [👉](#) Download








Rubber Ducky System Monitor Crack+

Bright and clear, Rubber Ducky System Monitor Cracked Accounts provides a quick way to check your system performance. Rubber Ducky System Monitor For Windows 10 Crack features: - Quick look: show what your computer is working on - Great for beginners: no programming, no coding, no patience needed - Side-By-Side view: switch between multiple systems - Great for troubleshooting: identify issues quickly - Need Internet for Rubber Ducky System Monitor Cracked Accounts to work: you need to be connected - Free Rubber Ducky System Monitor is in a perpetual beta testing-phase and may have bugs and issues. Try it out and let me know what you think. Note 1: Rubber Ducky System Monitor is constantly evolving and the features will be added over time. Note 2: Rubber Ducky System Monitor uses the system tray as the base of operation and thus will move with the system. Use the Rubber Ducky System Monitor and let us know what you think. More to come... Sources: Installation: Download and extract the archive. Check the readme-txt for installation instructions. Using Rubber Ducky System Monitor: Click on the Rubber Ducky System Monitor tray icon. Click on the 'System Speed' icon in the left pane. Click on the button to check your system speed. Click on the button to switch between system. Click on the button to open the edit interface. Click on the button to check RAM usage, Swap file usage, CPU usage, NET traffic, DISK activity, water levels, water color and bubbles. Click on the button to show system info on the right panel. Download the full Rubber Ducky System Monitor: Click on the Rubber Ducky System Monitor download link at the top of this page. Download the zip file. Extract the archive. Choose the version you want (v1.0, v2.0, etc.). Click on the installer. Follow the steps in the installer to install or update Rubber Ducky System Monitor. Please consider donating to the developers if you like the project. Thanks. Found a Bug or Feature Request? Please report the bug or suggestion on the RubberDuck Github Repository. Author: Antanas "Antan" Šeškus Copyright: (c) 2011-2019 6a5afdb4c

Rubber Ducky System Monitor Torrent (Activation Code)

AdvancedAquarium is a monitoring tool for aquariums. It can check the water level in and out of the tank. It also reports temperature, pH and conductivity. It shows a data stream of the aquarium and reacts to the readings. It can be used to monitor the incoming and outgoing water at the same time or one after another. AdvancedAquarium is available as a Web-based plugin for MyAquarium. It is also available as an ios app. AdvancedAquarium Description: Courier, SwiftMonitor and Firmware Monitor. The Courier, SwiftMonitor and Firmware Monitor is a system monitoring software for Apple iPad, iPhone, iPod touch and Mac computer. It helps to see your iPad, iPhone, iPod touch and Mac computer system information accurately and clearly. It includes system information, level, clean history and battery usage, bluetooth, apple event, mail, calendar, safari, facebook and many more. Bond Debugger is a useful tool for the Apple developers. It helps to debug your software projects or inspect the user data at the system level. It is one of the first utility for the Apple developers. Wallpaper Commander is a wallpaper changer software for macOS. You can set the timer for your wallpaper changer and can group the multiple images in a folder. The left panel shows the thumbnail of the current wallpaper or the images in the folder. You can drag and drop these images in your favorite folder in the right panel. In addition to this, you can choose the color, font, line style, font size, text shadow, gradient and gradient type. Daily Water Chart for Aquarium is a monitoring tool for aquariums. See what is slowing down your system at a single look. It will tell you the amount of water in the aquarium. It will also tell you the temperature, clean history and level of the system. You can also get an alarm if the water is too low. Rhinoceros is a small utility for Windows and macOS. It lets you monitor the power usage of the Mac. It reports the total active power usage of the Mac per each hour, per each 15 minute interval and per each 5 minute interval. You can specify the date range and the hourly period for power usage monitoring. MDBuff is a simple tool for Linux and macOS users to keep track of the battery level of your MacBook. MDBuff is a simple tool

What's New in the?

Rubber Ducky System Monitor provides a few system statistics that are easy to check. The readings are displayed in two or three lines at the bottom of the system tray. The status is displayed on a yellow background. If the yellow background is displayed, the selected item is not displayed. The Rubber Ducky System Monitor provides the following information:  water level: Percentage of the water that is full  water color: Percentage of water that is clear  bubbles: Percentage of the system's memory (RAM) that is being used  fish: Percentage of CPU utilization  plants: Percentage of disk activity Rubber Ducky System Monitor Features: Rubber Ducky System Monitor is a small form factor tool that can be used to monitor all types of aquarium. Rubber Ducky System Monitor enables users to save the system status in the system preferences. Note: Rubber Ducky System Monitor can be scaled down to smaller size by reducing the font sizes. (Applies to windows 8 and above) System Monitor not opening in Windows 7  If you are using Windows 7, make sure you didn't disable your Windows user menu by disabling the system tray. If you disable the system tray, Rubber Ducky System Monitor can't open. You can fix this issue. If you are using Windows 7, go to start, type task manager in search box and open the Task Manager On the Processes tab. The application Rubber Ducky System Monitor is listed in the list of running programs. Close the process and you can open the next time. Rubber Ducky System Monitor Error:  Rubber Ducky System Monitor not working after system restart? Just make sure that you run the application in a program. You can't open the applications after your system restart. If you encounter this issue. Just force close the application and it will work. Help us to improve by reporting any problem you found. Rubber Ducky System Monitor Link: Download: Andrew Napolitano shared his thoughts on the current White House mess, saying that this is not at all like other presidencies. Napolitano's comments aired on Fox News Wednesday evening

System Requirements For Rubber Ducky System Monitor:

* Mac OS X 10.3 or later * Java 1.4 or later (J2SE recommended) * Java HotSpot or compatible JVM (unofficial 64 bit binaries exist) * Linux and Sun Solaris * Windows, other than XP and Vista (untested on XP) Installers: * Direct download (for Windows, Mac OS X, and Linux): * ZIP (for Linux) * DMG (for Mac OS X)

Related links:

- https://www.finde-ich.net/wp-content/uploads/2022/06/Spelling_For_Grade_2_List_11_Crack_Free_Download_3264bit.pdf
- https://moorlandsixx.org/wp-content/uploads/2022/06/FireFloX_Communicator_Crack_With_Key_Updated2022.pdf
- <https://www.setval.com/overlap-wallpaper-2-5-2-activator-free-download-x64/>
- <https://heistly.com/mangadownloader-md-crack-win-mac-latest/>
- <http://dummydoodoo.com/2022/06/08/traffic-video-accelerator-crack-with-registration-code-download/>
- <https://ammar.ro/belkasoft-screen-capture-crack-with-license-code-free-for-pc-updated-2022/>
- https://itxrealtorresource.net/wp-content/uploads/2022/06/PC_Startup_Master.pdf
- <http://steamworksedmonton.com/verificare-crack-activator/>
- <http://dottoritaliani.it/alltime-noizie/bellezza/hidevolumecsd-crack-torrent-for-pc/>
- <https://21pureout.com/pop-up-police-crack-keygen-full-version/>